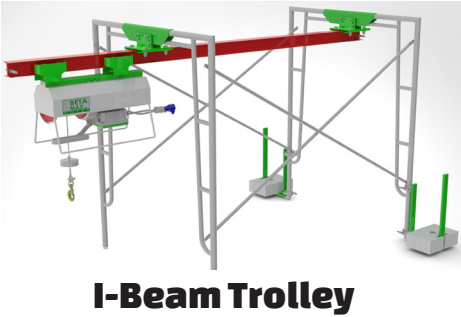




SPECIFICATIONS

Set Up	Single Line
Lift Capacity	400 lbs
Lift Speed	80 fpm
Lift Height	160'
A/C Power	110v, 1Φ, 1HP
Horsepower	1HP
Mounting Options	Vertical Post, I-Beam Trolley, Mac-Trac, Scaff-Trac, Trestle Monorail

MOUNTING OPTIONS



ACCESSORIES

- Brick Fork
- Block Fork
- Scaffold Frame Fork
- Equipment Basket
- Dumpster Bucket
- Spreader Bar
- Counterweight Clamp Assembly
- Remote Control Extension
- Power Cord Extension
- Wireless Dual Control Package
- Booster Transformer

Contact Beta Max today to discuss your project, or get a quote.