



Control your work flow, schedule, and budget with the fastest, most consistent material delivery on the market with Beta Max™ high speed hoists


faster. safer. smarter.

SCORPIO PLUS XL

H 160ft | Capacity: 400lbs

KEY FEATURES

- Perfect for smaller projects with lighter load requirements. Lift up to 400 lbs. at 80 ft. per minute
- Ultra-portable and mobile (only weighs 95lbs.)
- Solid entry-level hoist with single phase, 110v power
- Confined and hard to reach spaces made easy with a compact portable hoist
- Safe, fast, and efficient alternative to rope & pulley systems, cranes, and forklifts
- Optional Vertical Post Mounting System easily attaches to the leg of scaffolding and pivots 180°, allowing convenient loading and unloading of materials at any work level
- Installs easily on existing scaffold systems, work platforms, I-Beams, and rooftop mounting options
- Simple cable replacement (Beta Max provides clamps and crimp)



INDUSTRIES SERVED

**Scaffolding • Masonry • Restoration
• Construction • Stucco**

SAFETY FEATURES

- Water Tight Connectors
- Failsafe brake holds the load securely when not lifting or lowering- loads are powered up and down, no free-falling or slipping
- Non-rotating cable helps keep loads from spinning
- Upper-limit Switch Assembly stops the hoist instantly when activated
- Sturdy Electrical Controller equipped with thermal overload sensing device



**Contact Beta Max today for local dealer information,
to discuss your project, or get a quote.**

www.BetamaxHoist.com

(800) 644-6478

* All Beta Max Hoist Systems meet or exceed ANSI & OSHA specifications. This information is intended to be informative only, and does not constitute a representation or warranty with regard to Beta Max Hoists or any products or services provided. Prices and information are subject to change. Some or all of the renderings in these materials may vary from the actual hoists.

Rev. 05-2016



faster. safer. smarter.

SCORPIO PLUS XL


SPECIFICATIONS

Set Up	Single Line
Lift Capacity	400 lbs
Lift Speed	80 fpm
Lift Height	160'
A/C Power	110v, 1Φ, 1HP
Horsepower	1 HP
Mounting Options	I-Beam Trolley, Mac-Trac, Scaff-Trac, Trestle Monorail, Vertical Post

MOUNTING OPTIONS




Scaff-Trac



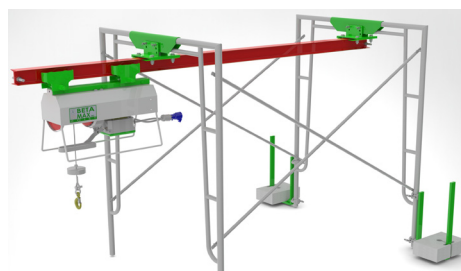
Post Mount



Trestle Monorail



Fixed I-Beam



I-Beam Trolley

ACCESSORIES

- Brick Fork • Block Fork • Scaffold Frame Fork • Equipment Basket
- Dumpster Bucket • Spreader Bar • Mud Tub • Double Rope Kit
- Counterweight Clamp Assembly • Remote Control Extension
- Power Cord Extension • Wireless Dual Control Package • Booster Transformer

**Contact Beta Max today for local dealer information,
to discuss your project, or get a quote.**

www.BetamaxHoist.com

(800) 644-6478